



Ohio Alerts User Documentation

Ohio Alerts User Documentation

Contents

Welcome to Ohio Alerts	3
Subscribe to Alerts.....	4
Unsubscribe from Alerts.....	5
Check Subscriptions.....	6
Contact Us.....	7

Ohio Alerts is a messaging alert system designed to notify alert subscribers via email and/or text message of time sensitive communications from our school.

Getting started using Ohio Alerts is very simple. The following information will step you thru the process to establish your alerts and provide tips for using the alert system.

Login to your web browser and enter the web address: <http://www.ohioalerts.org/stfrancis>. You will be presented with the screen shown below. Users have the option of subscribing, unsubscribing, or checking their subscriptions. Select the link for the action you want to engage (i.e. subscribe to alerts, unsubscribe from alerts, check your current subscriptions). ***Standard text message rates apply**

Home > Licking County > Saint Francis de Sales

+ Subscribe to Alerts
Sign up your cell phone or email address to receive alerts

x Unsubscribe from Alerts
Remove your cell phone or email address from Alerts

i Check your current subscriptions
See what alerts you are signed up for

Alerts From The Last 24 Hours:
<No Alerts>

Alerts From The Last 3 Days:
<No Alerts>

Alerts From The Last Month:

Test 3
- St. Francis Closings and Delays
- Thursday, March 10, 2011 1:46:47 PM

Test 2
- St. Francis Closings and Delays
- Thursday, March 10, 2011 1:44:49 PM

Test Message
- St. Francis Closings and Delays
- Thursday, March 10, 2011 1:43:02 PM

RSS Feed

To watch a demo of Ohio Alerts, click your preferred video format. [\[AVI\]](#) [\[Flash\]](#)
[Administration](#) Copyright © 2011. All rights reserved. [Help](#) - [Contact Us](#) - [About Us](#)

Once you have selected the link “Subscribe to Alerts” you will be brought to screen shown.

The field “Your Name” is required and cannot be blank.

Expiration Date is an optional field and can be useful for subscribers of Seniors. Subscriber Expiration Dates are checked and removed daily. If left blank, you will be subscribed to the alert system indefinitely or until you unsubscribe.

If “Text Message” alert method is chosen enter your phone number and select your phone provider (***Standard text message rates apply**). If “Email” alert method is chosen the screen changes for the addition of email address.

If your phone provider is not listed, please submit a message using the “Contact Us” link in the bottom right corner of the screen. Indicate the name of your phone provider and an Ohio Alerts representative will follow up with you.

Select the lists you want to subscribe to.

Security entry validation is required. Enter the characters shown to validate security.

Select COPPA compliance: Children’s Online Privacy Protection Act.

Select “Subscribe”. Users will receive a response by cell phone or at their email account.

Home > Licking County > Saint Francis de Sales > Subscribe

Subscribe

To subscribe to one or more lists, enter the information requested below and click the Subscribe button

Your Name

Subscription Expiration Date (Optional)

Alert Method
 Text Message
 Email

Phone Number

Phone Provider

- Alltel Alltel
- at&t AT&T
- CELLULAR ONE Cellular One
- CENTENNIAL Centennial
- Cincinnati Bell Cincinnati Bell
- cingular Cingular
- cricket Cricket
- NEXTEL Nextel
- nTelos nTelos
- Qwest Qwest
- revol Revol
- Sprint Sprint
- T-Mobile T-Mobile
- Verizon Verizon
- Virgin Virgin

Select The Lists You Want To Be Subscribed To

St. Francis Closings and Delays

Security Validation
k7tj8
For Security Reasons, Please Enter The Characters Shown Above

COPPA Compliant: I certify that I am over the age of 13

To unsubscribe from Alerts select the “Unsubscribe from Alerts” link found at:
<http://www.ohioalerts.org/stfrancis>

Users can unsubscribe either their phone or email address.

To unsubscribe from one or more lists, enter the exact information that was used to subscribe, select the lists you want to be unsubscribed from and click the Unsubscribe button.

Home > Licking County > Saint Francis de Sales > Unsubscribe

Unsubscribe















To Unsubscribe from one or more lists, enter the exact information that was used to subscribe and click the Unsubscribe button.

Alert Method

Text Message
 Email

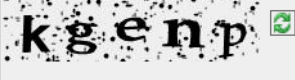

Phone Number

Phone Provider

<input type="radio"/>		Alltel
<input type="radio"/>		AT&T
<input type="radio"/>		Cellular One
<input type="radio"/>		Centennial
<input type="radio"/>		Cincinnati Bell
<input type="radio"/>		Cingular
<input type="radio"/>		Cricket
<input type="radio"/>		Nextel
<input type="radio"/>		nTelos
<input type="radio"/>		Qwest
<input type="radio"/>		Revol
<input type="radio"/>		Sprint
<input type="radio"/>		TMobile
<input type="radio"/>		Verizon
<input type="radio"/>		Virgin

Select The Lists You Want To Be Unsubscribed From

St. Francis Closings and Delays

For Security Reasons, Please Enter The Characters Shown Above

To see what alerts you are subscribed to select the “Check Your Current Subscriptions” link found at:
<http://www.ohioalerts.org/stfrancis>

To check your subscriptions, enter the exact information that was used to subscribe to the list(s) and click the Send button.

Subscribers will receive a message on their phone (***Standard text message rates apply**) or at their email address informing them of their subscriptions.

Home > Licking County > Saint Francis de Sales > Check Subscriptions

Check Subscriptions
















To check your subscriptions, enter the exact information that was used to subscribe to the list(s) and click the Send button.
A message will be sent to your device for each list you are subscribed to.


Alert Method

Text Message
 Email

Phone Number

Phone Provider

<input type="radio"/>		Alltel
<input type="radio"/>		AT&T
<input type="radio"/>		Cellular One
<input type="radio"/>		Centennial
<input type="radio"/>		Cincinnati Bell
<input type="radio"/>		Cingular
<input type="radio"/>		Cricket
<input type="radio"/>		Nextel
<input type="radio"/>		nTelos
<input type="radio"/>		Qwest
<input type="radio"/>		Revol
<input type="radio"/>		Sprint
<input type="radio"/>		T-Mobile
<input type="radio"/>		Verizon
<input type="radio"/>		Virgin



For Security Reasons, Please Enter The Characters Shown Above

If you have any questions or concerns using Ohio Alerts, please select the “Contact Us” link in the bottom right corner of the screen and an Ohio Alerts representative will follow up with you.

Thank you for subscribing to Ohio Alerts.